
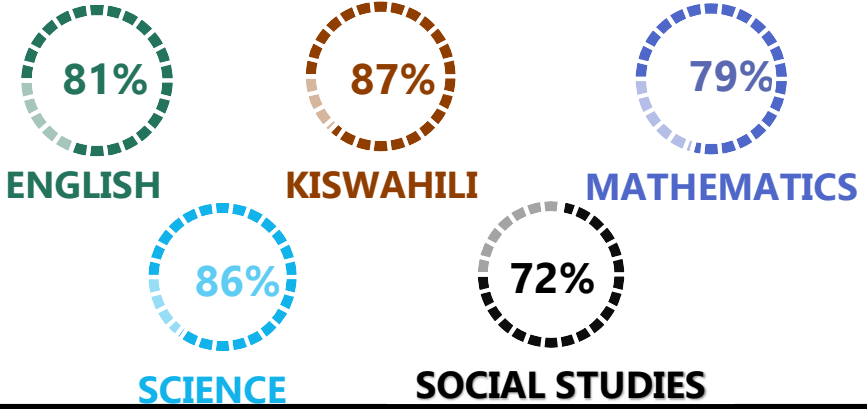

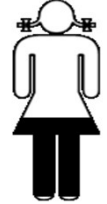
	<h1>SACRED HEART</h1>																																																																																				
REGION: DAR ES SALAAM	SCHOOL AVERAGE: 202.4	BAND 3																																																																																			
DISTRICT: TEMEKE		CATEGORY ABOVE 40																																																																																			
SUBJECT PERFORMANCE ANALYSIS																																																																																					
<table border="1" style="width:100%; border-collapse: collapse;"> <thead> <tr> <th>SUBJECT NAME</th> <th>AVG</th> <th>%</th> <th>RNK</th> </tr> </thead> <tbody> <tr><td>KISWAHILI</td><td>43.5</td><td>87%</td><td>1</td></tr> <tr><td>SCIENCE</td><td>42.9</td><td>86%</td><td>2</td></tr> <tr><td>ENGLISH</td><td>40.3</td><td>81%</td><td>3</td></tr> <tr><td>MATHEMATICS</td><td>39.6</td><td>79%</td><td>4</td></tr> <tr><td>SOCIAL STUDIES</td><td>36.2</td><td>72%</td><td>5</td></tr> </tbody> </table> <table border="1" style="width:100%; border-collapse: collapse;"> <thead> <tr> <th>BOYS/GIRLS PASS RATE</th> <th>STD</th> <th>AVG</th> <th>%</th> </tr> </thead> <tbody> <tr><td>BOYS</td><td>36</td><td>0.57</td><td>57%</td></tr> <tr><td>GIRLS</td><td>28</td><td>0.43</td><td>43%</td></tr> </tbody> </table>	SUBJECT NAME	AVG	%	RNK	KISWAHILI	43.5	87%	1	SCIENCE	42.9	86%	2	ENGLISH	40.3	81%	3	MATHEMATICS	39.6	79%	4	SOCIAL STUDIES	36.2	72%	5	BOYS/GIRLS PASS RATE	STD	AVG	%	BOYS	36	0.57	57%	GIRLS	28	0.43	43%																																																	
SUBJECT NAME	AVG	%	RNK																																																																																		
KISWAHILI	43.5	87%	1																																																																																		
SCIENCE	42.9	86%	2																																																																																		
ENGLISH	40.3	81%	3																																																																																		
MATHEMATICS	39.6	79%	4																																																																																		
SOCIAL STUDIES	36.2	72%	5																																																																																		
BOYS/GIRLS PASS RATE	STD	AVG	%																																																																																		
BOYS	36	0.57	57%																																																																																		
GIRLS	28	0.43	43%																																																																																		
<table border="1" style="width:100%; border-collapse: collapse;"> <thead> <tr> <th colspan="6">GRADE ANALYSIS SUMMARY</th> </tr> <tr> <th>SUBJECT NAME/GRADE</th> <th>A</th> <th>B</th> <th>C</th> <th>D</th> <th>E</th> </tr> </thead> <tbody> <tr><td>MATHEMATICS</td><td>38</td><td>21</td><td>4</td><td>0</td><td>1</td></tr> <tr><td>KISWAHILI</td><td>52</td><td>11</td><td>1</td><td>0</td><td>0</td></tr> <tr><td>ENGLISH</td><td>39</td><td>24</td><td>0</td><td>1</td><td>0</td></tr> <tr><td>SCIENCE</td><td>51</td><td>12</td><td>0</td><td>0</td><td>0</td></tr> <tr><td>SOCIAL STUDIES</td><td>11</td><td>44</td><td>8</td><td>1</td><td>0</td></tr> </tbody> </table> <table border="1" style="width:100%; border-collapse: collapse;"> <thead> <tr> <th>OVERALL GRADE ANALYSIS</th> <th>NO.</th> <th>SEATED</th> <th>%</th> </tr> </thead> <tbody> <tr><td>41- 45</td><td>39</td><td rowspan="3" style="text-align: center;">63</td><td>62%</td></tr> <tr><td>30.5 - 40</td><td>24</td><td>38%</td></tr> <tr><td>20.5 - 30</td><td>0</td><td>0%</td></tr> <tr><td>10.5 - 20</td><td>1</td><td rowspan="2" style="text-align: center;">1</td><td>2%</td></tr> <tr><td>0- 10</td><td>0</td><td>0%</td></tr> </tbody> </table>	GRADE ANALYSIS SUMMARY						SUBJECT NAME/GRADE	A	B	C	D	E	MATHEMATICS	38	21	4	0	1	KISWAHILI	52	11	1	0	0	ENGLISH	39	24	0	1	0	SCIENCE	51	12	0	0	0	SOCIAL STUDIES	11	44	8	1	0	OVERALL GRADE ANALYSIS	NO.	SEATED	%	41- 45	39	63	62%	30.5 - 40	24	38%	20.5 - 30	0	0%	10.5 - 20	1	1	2%	0- 10	0	0%	<p style="text-align: center;">BOYS VS GIRLS PASSRATE (%)</p> <div style="display: flex; justify-content: space-around; align-items: center;"> <div style="text-align: center;">  <p>57%</p> </div> <div style="text-align: center;">  <p>43%</p> </div> </div> <p style="text-align: center;">OVERALL PERFORMANCE ANALYSIS</p> <table border="1" style="width:100%; border-collapse: collapse;"> <tr><td>REGISTERED</td><td>64</td><td>100%</td></tr> <tr><td>SEATED</td><td>64</td><td>100%</td></tr> <tr><td>ABSENTEES</td><td>0</td><td>0%</td></tr> <tr><td>PASSED</td><td>63</td><td>98%</td></tr> <tr><td>FAILED</td><td>1</td><td>2%</td></tr> <tr><td>SCHOOL POSITION</td><td colspan="2" style="text-align: center;">15</td></tr> <tr><td>TOTAL SCHOOLS</td><td colspan="2" style="text-align: center;">52</td></tr> </table>	REGISTERED	64	100%	SEATED	64	100%	ABSENTEES	0	0%	PASSED	63	98%	FAILED	1	2%	SCHOOL POSITION	15		TOTAL SCHOOLS	52	
GRADE ANALYSIS SUMMARY																																																																																					
SUBJECT NAME/GRADE	A	B	C	D	E																																																																																
MATHEMATICS	38	21	4	0	1																																																																																
KISWAHILI	52	11	1	0	0																																																																																
ENGLISH	39	24	0	1	0																																																																																
SCIENCE	51	12	0	0	0																																																																																
SOCIAL STUDIES	11	44	8	1	0																																																																																
OVERALL GRADE ANALYSIS	NO.	SEATED	%																																																																																		
41- 45	39	63	62%																																																																																		
30.5 - 40	24		38%																																																																																		
20.5 - 30	0		0%																																																																																		
10.5 - 20	1	1	2%																																																																																		
0- 10	0		0%																																																																																		
REGISTERED	64	100%																																																																																			
SEATED	64	100%																																																																																			
ABSENTEES	0	0%																																																																																			
PASSED	63	98%																																																																																			
FAILED	1	2%																																																																																			
SCHOOL POSITION	15																																																																																				
TOTAL SCHOOLS	52																																																																																				

INDEX	NAME	SEX	MATHEMATICS		KISWAHILI		ENGLISH		SCIENCE		SOCIAL STUDIES		TOTAL	AVERAGE	OVR GRADE	SCH POSITION	OVERALL POSITION
1	ALLEN ABRAHAM NGOWI	M	49	A	47	A	48	A	50	A	44	A	238	48	A	1	49.5
2	AMINIEL ELIFURAHA MFINANGA	M	45	A	47	A	49	A	49	A	39	B	229	46	A	2	355
3	BARAKA CLEMENCE SHAYO	M	47	A	46	A	45	A	48	A	42	A	228	46	A	3.5	406.5
4	RADHIA MAULID RAJABU	F	46	A	47	A	45	A	48	A	42	A	228	46	A	3.5	406.5
5	BRIAN RWEYEMAMU KATO	M	46	A	47	A	43	A	48	A	43	A	227	45	A	5.5	463.5
6	MARIETHA MATHIAS OWANGE	F	46	A	46	A	49	A	46	A	40	B	227	45	A	5.5	463.5
7	GIFT JUMANNE MWAMBE	F	43	A	45	A	45	A	48	A	43	A	224	45	A	7.5	671
8	MASOUD RAMADHAN RAJABU	M	47	A	48	A	45	A	46	A	38	B	224	45	A	7.5	671
9	MARIAM ABDULMUHSIN UMBA	F	44	A	45	A	44	A	47	A	43	A	223	45	A	9	745.5
10	GREYSON GODFREY LIHUNDI	M	49	A	47	A	42	A	46	A	38	B	222	44	A	10	812
11	CHRISTIAN GEORGE MASSANJE	M	47	A	48	A	38	B	48	A	40	B	221	44	A	11	883.5
12	EMMANUEL EUSEBI LEONI	M	41	A	45	A	44	A	46	A	44	A	220	44	A	12.5	952.5
13	JANETH AMANI TEMU	F	45	A	43	A	43	A	48	A	41	A	220	44	A	12.5	952.5
14	EDENI GODFREY ASUKILE	M	42	A	46	A	42	A	48	A	40	B	218	44	A	14.5	1088.5
15	NEEMA STEVEN VYAGUSA	F	45	A	43	A	45	A	47	A	38	B	218	44	A	14.5	1088.5
16	DORICY SPERATUS RUTEGANYA	F	44	A	47	A	41	A	43	A	42	A	217	43	A	16	1155.5
17	MUSSA SAID MNAMA	M	41	A	48	A	42	A	44	A	40	B	215	43	A	17.5	1289
18	LIGHTNESS WILFRED AUDAX	F	43	A	44	A	44	A	46	A	38	B	215	43	A	17.5	1289
19	NELLY MFAUME NGONYANI	M	37	B	46	A	46	A	42	A	43	A	214	43	A	19.5	1357.5
20	MERINA HASHIMU EMILY	F	46	A	43	A	43	A	43	A	39	B	214	43	A	19.5	1357.5
21	ISAAC SAMWEL GOMBKILE	M	41	A	42	A	40	B	47	A	42	A	212	42	A	21	1494.5
22	MIRIAM ABDON MOSHA	F	41	A	46	A	42	A	43	A	39	B	211	42	A	22	1562
23	DICKSON WILSON BAYONA	M	41	A	46	A	41	A	45	A	37	B	210	42	A	24.5	1639.5
24	ELISHA FARES MWANRI	M	43	A	41	A	41	A	46	A	39	B	210	42	A	24.5	1639.5
25	IBRAHIM TITO MBELWA	M	42	A	47	A	36	B	46	A	39	B	210	42	A	24.5	1639.5

INDEX	NAME	SEX	MATHEMATICS		KISWAHILI	ENGLISH		SCIENCE		SOCIAL STUDIES		TOTAL	AVERAGE	OVR GRADE	SCH POSITION	OVERALL POSITION	
26	DOREEN PEACE RWEGOSHORA	F	42	A	45	A	41	A	45	A	37	B	210	42	A	24.5	1639.5
27	ANAMARIA DEOGRATIAS KIIMBILA	F	38	B	45	A	45	A	42	A	39	B	209	42	A	27	1707.5
28	BRIGHT FIDELI NGOMUO	M	44	A	44	A	42	A	44	A	34	B	208	42	A	29.5	1771.5
29	LAMECK JOHN DAUDI	M	42	A	49	A	36	B	44	A	37	B	208	42	A	29.5	1771.5
30	RAPHAEL DUNCAN MILANZI	M	41	A	42	A	45	A	43	A	37	B	208	42	A	29.5	1771.5
31	PELAGIA PROCHES RUTINAI	F	40	B	47	A	43	A	43	A	35	B	208	42	A	29.5	1771.5
32	FERNANDO SEKI NYENZA	M	38	B	43	A	45	A	46	A	35	B	207	41	A	33.5	1843.5
33	ZABLON BALTAZARY NGOWI	M	42	A	45	A	43	A	43	A	34	B	207	41	A	33.5	1843.5
34	PELINA ASIMWE BETRAM	F	45	A	47	A	33	B	42	A	40	B	207	41	A	33.5	1843.5
35	YUSRA RASHID HAMISI	F	46	A	47	A	41	A	39	B	34	B	207	41	A	33.5	1843.5
36	RAYMOND GODFREY MBOYA	M	41	A	47	A	41	A	44	A	33	B	206	41	A	37	1909.5
37	ROBSON GODFREY MSISI	M	42	A	39	B	45	A	43	A	37	B	206	41	A	37	1909.5
38	JACQULINE PATRICK PASKAL	F	40	B	43	A	42	A	42	A	39	B	206	41	A	37	1909.5
39	MATHAYO SAGARA SESERA	M	32	B	45	A	41	A	46	A	40	B	204	41	A	39	2037
40	NSENGIYUMVA VICENT NYAGUSA	F	38	B	47	A	39	B	42	A	36	B	202	40	B	40.5	2176.5
41	SAKHIA RASHID ATHUMANI	F	42	A	46	A	38	B	43	A	33	B	202	40	B	40.5	2176.5
42	BRIAN RICHARD MINJA	M	36	B	42	A	44	A	42	A	36	B	200	40	B	42	2306
43	SAMWELI RASHID MANYALA	M	40	B	38	B	41	A	46	A	33	B	198	40	B	44	2436
44	ASHA HASSAN MUMBA	F	41	A	46	A	36	B	44	A	31	B	198	40	B	44	2436
45	RAHMA RAMADHANI SEIFU	F	35	B	46	A	44	A	42	A	31	B	198	40	B	44	2436
46	FADHILI YAZID RWIZA	M	43	A	39	B	37	B	43	A	35	B	197	39	B	46	2496.5
47	RAFAELA NAKWANZI ATHUMANI	F	44	A	42	A	35	B	41	A	34	B	196	39	B	47	2555
48	DEOGRATIUS AMON NYANG'ANYA	M	37	B	46	A	35	B	40	B	34	B	192	38	B	48	2777.5
49	LEILA HAKIMU MDOKA	F	31	B	45	A	34	B	43	A	37	B	190	38	B	49	2884
50	DISMACK DEODATUS LYEZIA	M	37	B	44	A	37	B	37	B	34	B	189	38	B	50	2931.5

INDEX	NAME	SEX	MATHEMATICS		KISWAHILI		ENGLISH		SCIENCE		SOCIAL STUDIES		TOTAL	AVERAGE	OVR GRADE	SCH POSITION	OVERALL POSITION
51	DIDAS MWESIGA ERNEST	M	42	A	40	B	35	B	38	B	33	B	188	38	B	51	2987
52	DANNIEL ONESMO MLYUKA	M	36	B	41	A	39	B	35	B	34	B	185	37	B	52	3166
53	JOYCE FELIX NDALICHAKO	F	40	B	36	B	33	B	39	B	35	B	183	37	B	53	3271
54	MALCOLM DEUSDEDIT MUNTHALI	M	32	B	34	B	42	A	42	A	31	B	181	36	B	54	3377
55	PASKALI PROCHESI SWAI	M	36	B	41	A	31	B	43	A	29	C	180	36	B	55.5	3427
56	SUPEK NANG'OYO SAILEPU	M	35	B	38	B	36	B	41	A	30	C	180	36	B	55.5	3427
57	JANETH YONA MSANGA	F	29	C	38	B	36	B	40	B	36	B	179	36	B	57	3471.5
58	JUNIOR HAJI ABEID	M	32	B	43	A	38	B	34	B	30	C	177	35	B	58	3558
59	RAMADHANI ALLY KIJIKO	M	32	B	45	A	37	B	36	B	26	C	176	35	B	59	3605.5
60	BLESSING RIZIKI MUYUMBO	F	25	C	41	A	41	A	38	B	30	C	175	35	B	60	3651.5
61	ABDUHERI AUSSI BAGOKA	M	29	C	36	B	39	B	41	A	29	C	174	35	B	61	3698.5
62	MONICA DAVID KABERERA	F	31	B	39	B	33	B	37	B	29	C	169	34	B	62	3914.5
63	NEEMA ABDALLAH SELEMAN	F	28	C	40	B	36	B	34	B	26	C	164	33	B	63	4104.5
64	SWEETNESS CLEOPHAS IBEELA	F	9	E	21	C	18	D	18	D	18	D	84	17	D	64	5380